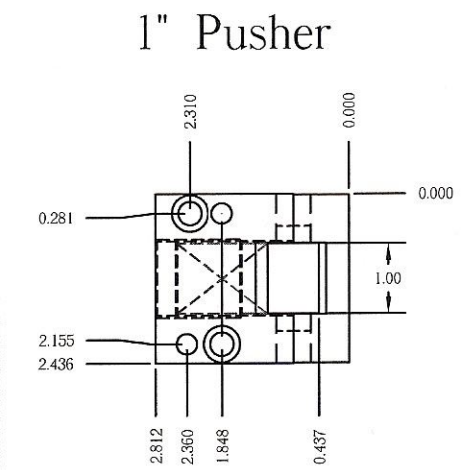
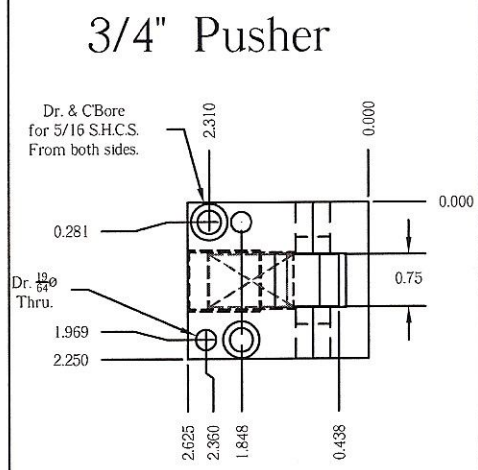
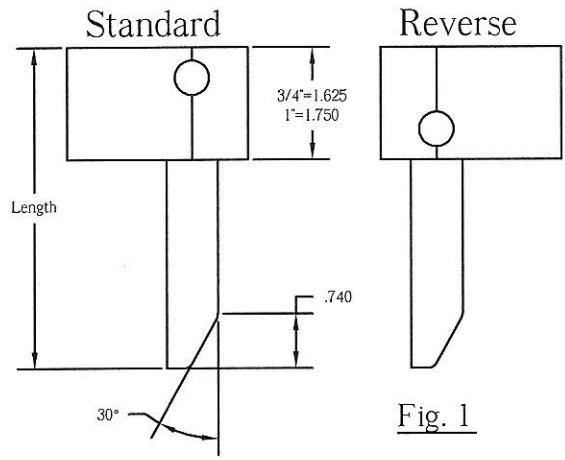
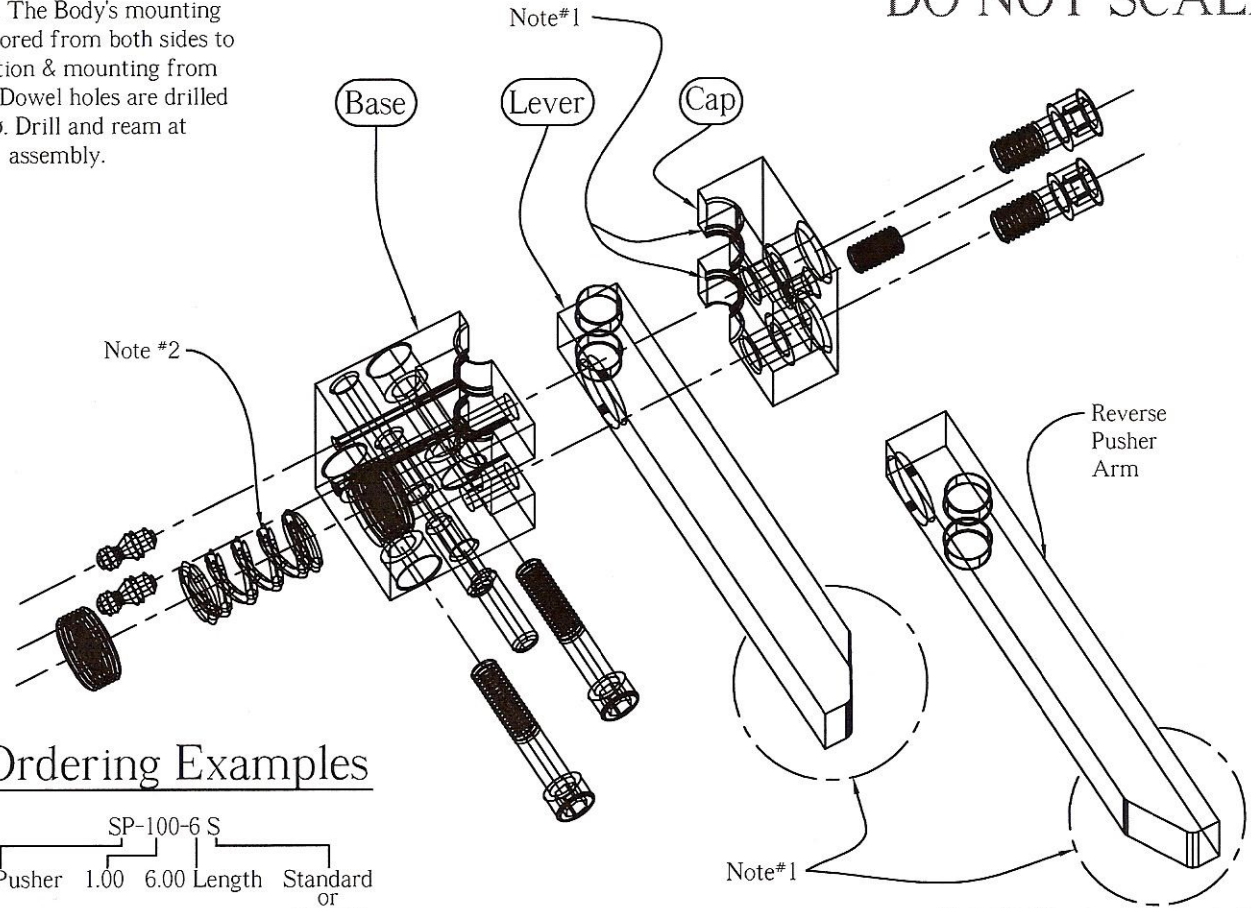


DTE Stock Pusher



For the reverse pusher only the arm is changed. The Body's mounting holes are c'bored from both sides to allow rotation & mounting from either side. Dowel holes are drilled 19/64 ø. Drill and ream at assembly.

*** DO NOT SCALE ***



Ordering Examples

SP-100-6 S
Stock Pusher 1.00 6.00 Length Standard or Reverse

SPB-100
Stock Pusher Base 1.00

SPC-100
Stock Pusher Cap 1.00

75=3/4" Pusher
100=1" Pusher
4=4.00 Length
5=5.00 Length
6=6.00 Length

SPL-100-6 S
Stock Pusher Lever 1.00 6.00 Length Standard or Reverse

DTE
Designed & Built By
Dickerson Tool & Engineering, LLC.
1020 Mitchell Ave.
Chillicothe MO 64601
Phone 1-660-646-3378
Fax 1-660-646-1015
E-Mail address dte@we.rr.com
Patent

Note #1 The lever & cap is 4140 pre-hard material. Flame hardening of the working surface only is required (by the purchaser) before the pusher is put into operation.

Note #2 Spring to be supplied by purchaser. 1.0 x 1 1/2 Lg. for 1" pusher. 3/4 x 1.0 Lg. for 3/4" pusher. Any pressure die spring.

Caution!!! remove spring pressure before removing cap.